


HORRIBLE HARRIET

Make your own
Finger puppets!


Leigh HOBBS




Horrible Harriet



Harriet the Viking



Mr. Chicken



Athol Egghead



Mr. Boggle

Directions:

1. Colour in!
2. Stick on some card.
3. Cut out finger puppets along dotted lines (ask an adult to help with the cutting out)
4. Wrap the bottom strip around your finger and overlap paper with the name on top so you know who they are. Attach tape.
5. Time for a puppet show!